

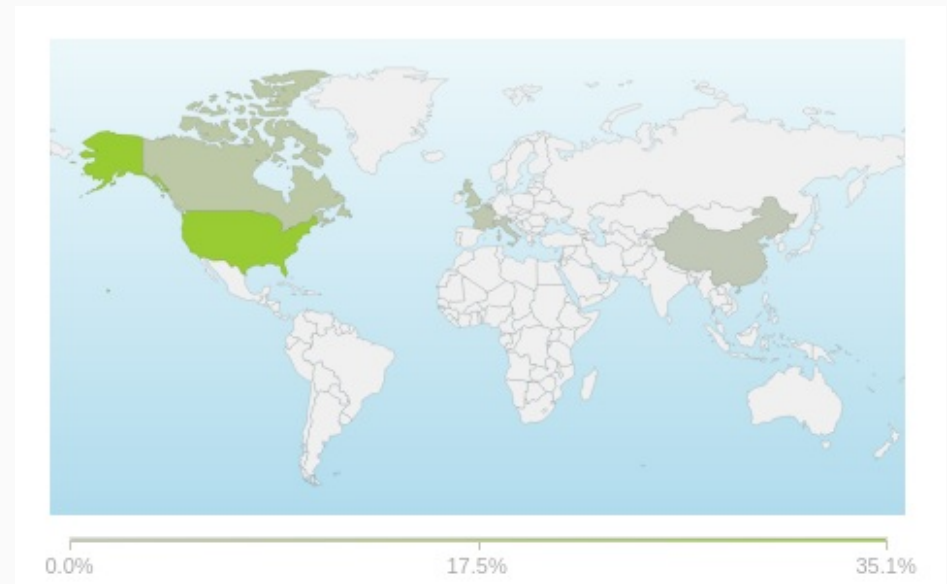
Revenue Exposure By Country

Total LTM Revenue \$213.0B

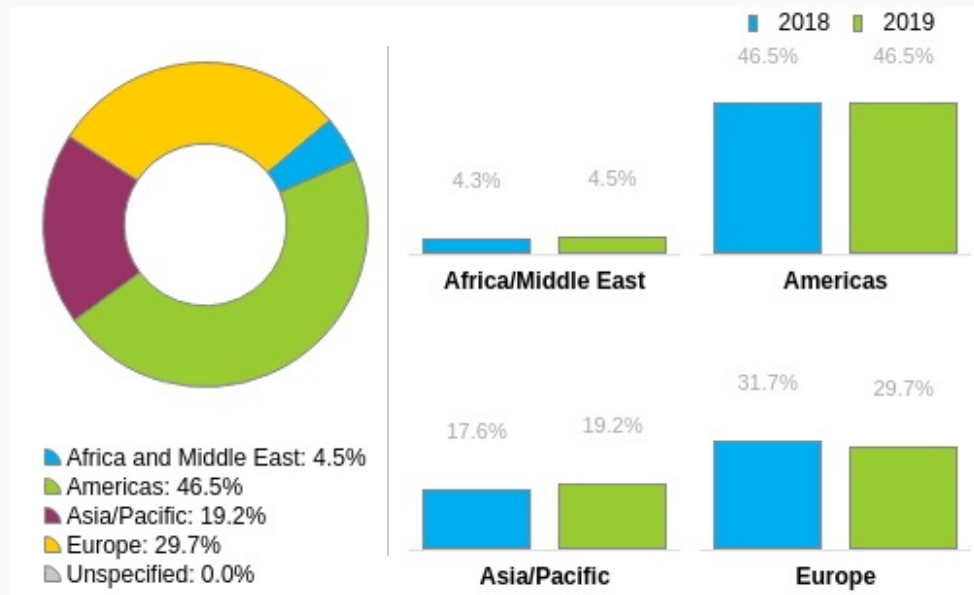
	% of Tot. Rev.	% Chg (Y/Y)	3 Yr Trend
<b>United States+*</b>	<b>35.1</b>	1.0	
<b>Canada</b>	<b>7.7</b>	-4.9	
<b>United Kingdom</b>	<b>6.8</b>	2.1	
<b>France</b>	<b>5.0</b>	2.1	
<b>Singapore</b>	<b>4.7</b>	-3.2	
<b>Belgium</b>	<b>4.6</b>	-18.8	
<b>Italy</b>	<b>4.1</b>	-14.7	
<b>Mainland China</b>	<b>3.8**</b>	19.1	

\*Country of Domicile | +Country of Risk | Showing up to 8 of 134 countries | GeoRev data as of Dec '19  
 \*\*Value is estimated based on FactSet's proprietary algorithm

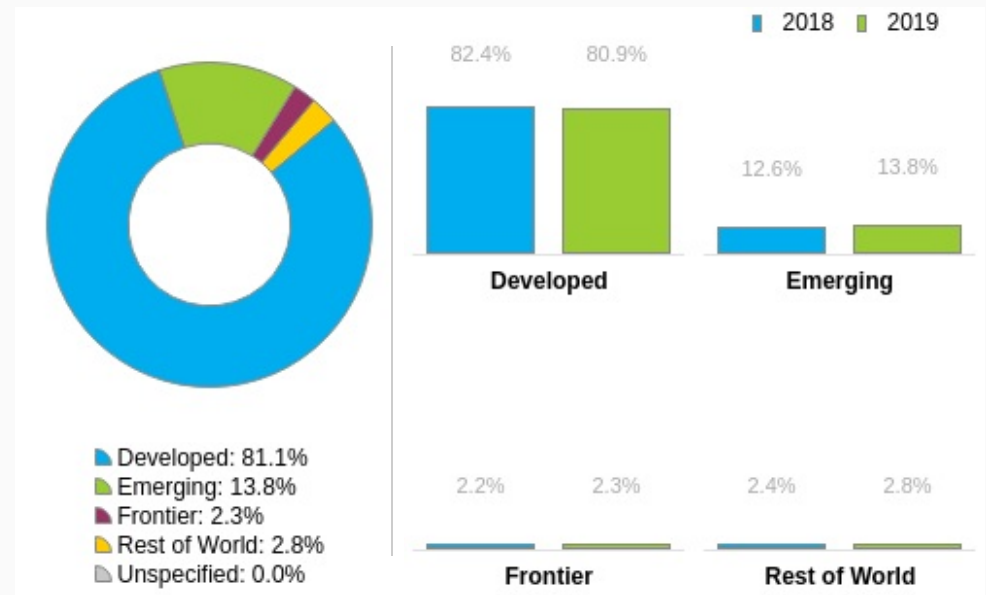
Country Map of Revenue Exposure



Revenue Exposure By Super-region



Revenue Exposure By Economy



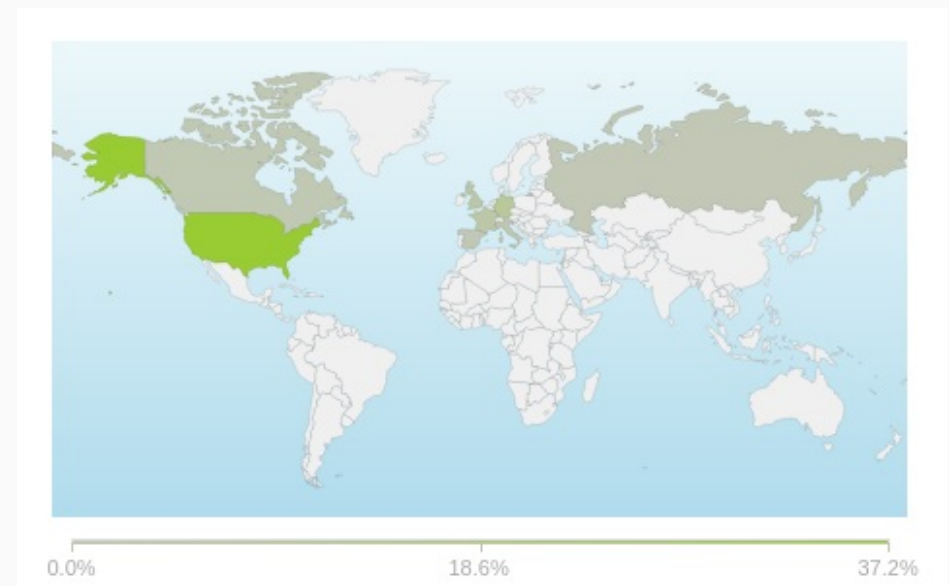
Revenue Exposure By Country

Total LTM Revenue \$19.3B

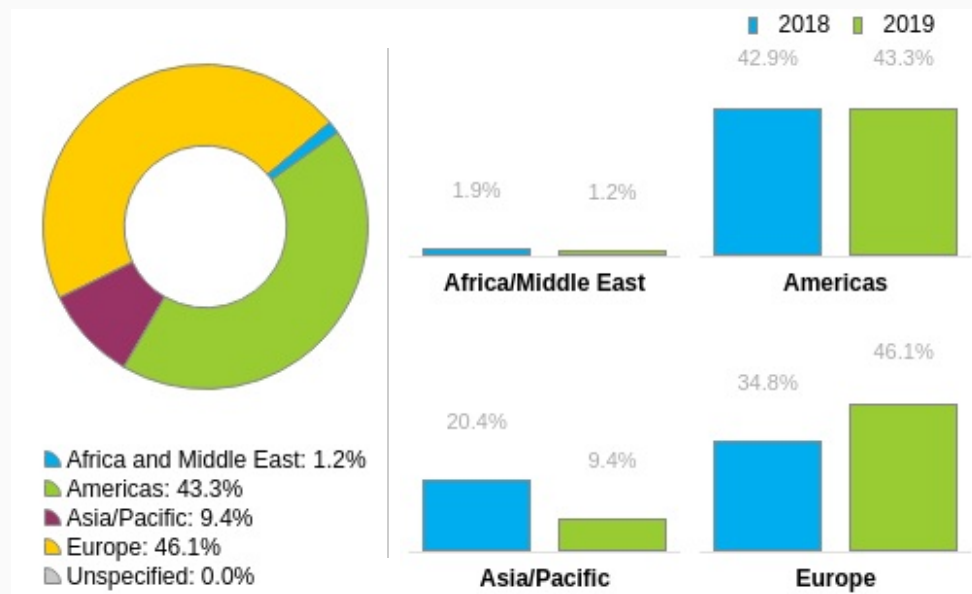
	% of Tot. Rev.	% Chg (Y/Y)	3 Yr Trend
<b>United States+*</b>	<b>37.2</b>	2.1	
<b>Germany</b>	<b>11.5**</b>	0.7	
<b>United Kingdom</b>	<b>8.2**</b>	3.1	
<b>France</b>	<b>8.0**</b>	1.1	
<b>Italy</b>	<b>5.9**</b>	238.7	
<b>Canada</b>	<b>5.0**</b>	3.5	
<b>Russian Federation</b>	<b>4.7**</b>	241.5	
<b>Spain</b>	<b>4.1**</b>	246.0	

\*Country of Domicile | +Country of Risk | Showing up to 8 of 91 countries | GeoRev data as of Dec '19  
 \*\*Value is estimated based on FactSet's proprietary algorithm

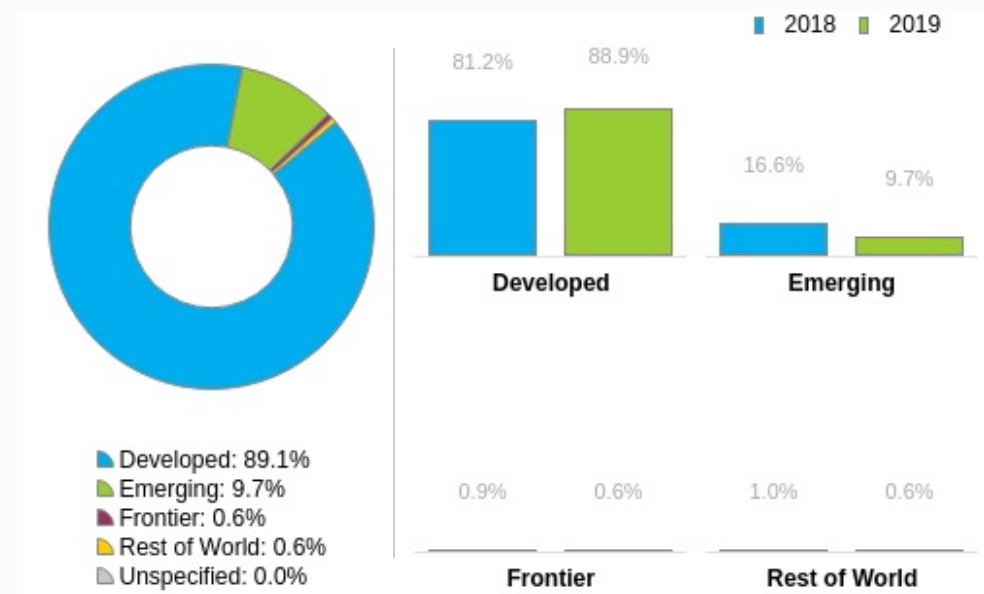
Country Map of Revenue Exposure



Revenue Exposure By Super-region



Revenue Exposure By Economy



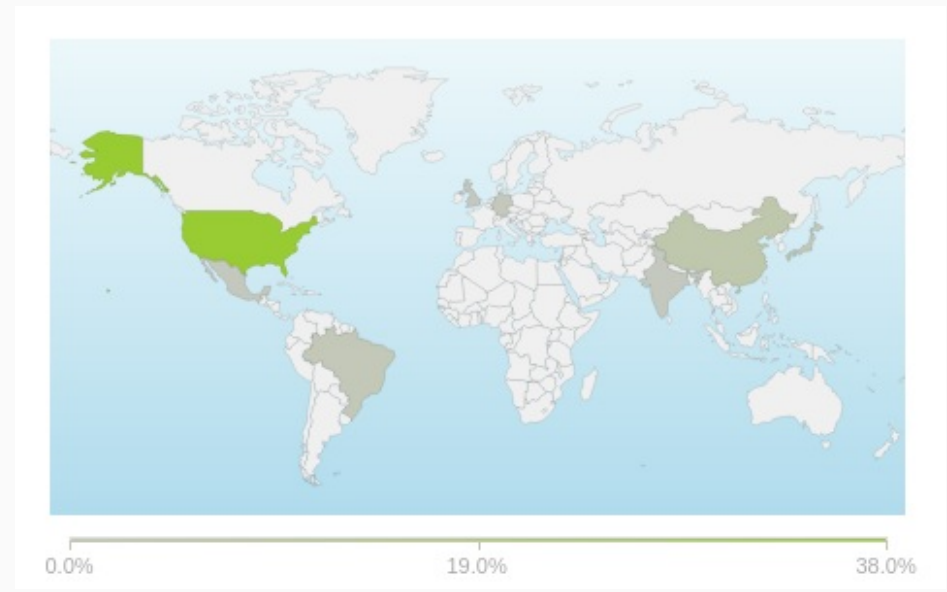
Revenue Exposure By Country

Total LTM Revenue \$34.3B

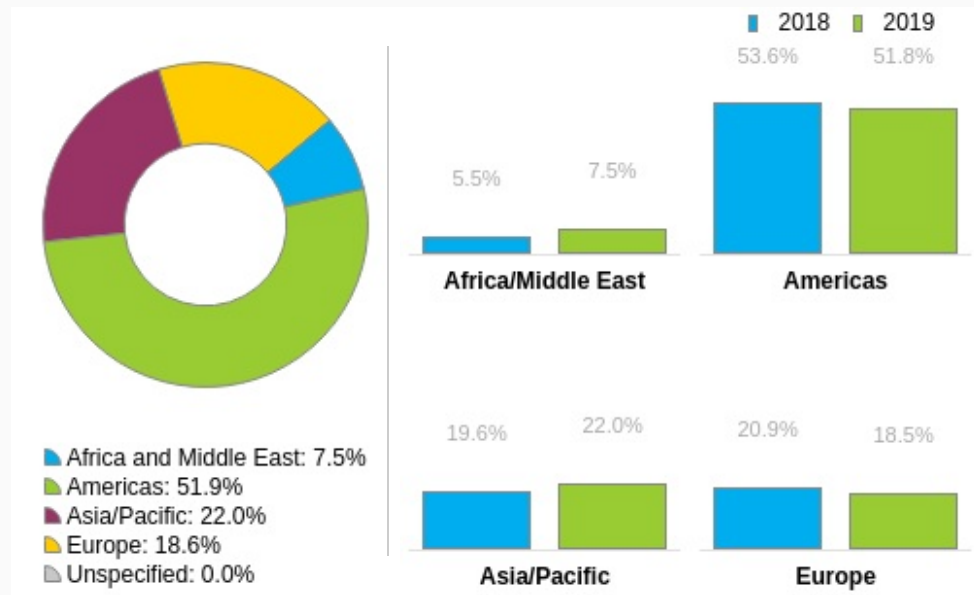
	% of Tot. Rev.	% Chg (Y/Y)	3 Yr Trend
<b>United States+*</b>	<b>38.0**</b>	<b>-3.4</b>	
<b>Mainland China</b>	<b>7.0**</b>	<b>-23.9</b>	
<b>Japan</b>	<b>4.0**</b>	<b>16.7</b>	
<b>Brazil</b>	<b>3.8**</b>	<b>-2.6</b>	
<b>Germany</b>	<b>2.7**</b>	<b>-29.1</b>	
<b>Mexico</b>	<b>2.4**</b>	<b>-5.8</b>	
<b>India</b>	<b>2.3**</b>	<b>22.6</b>	
<b>United Kingdom</b>	<b>1.9**</b>	<b>-28.5</b>	

\*Country of Domicile | +Country of Risk | Showing up to 8 of 160 countries | GeoRev data as of Dec '19  
 \*\*Value is estimated based on FactSet's proprietary algorithm

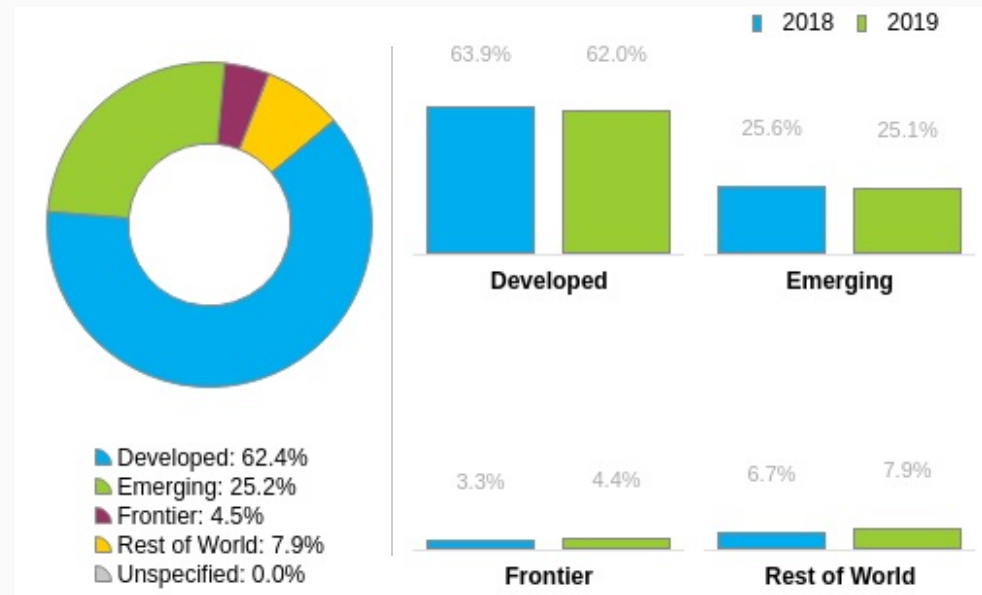
Country Map of Revenue Exposure



Revenue Exposure By Super-region



Revenue Exposure By Economy



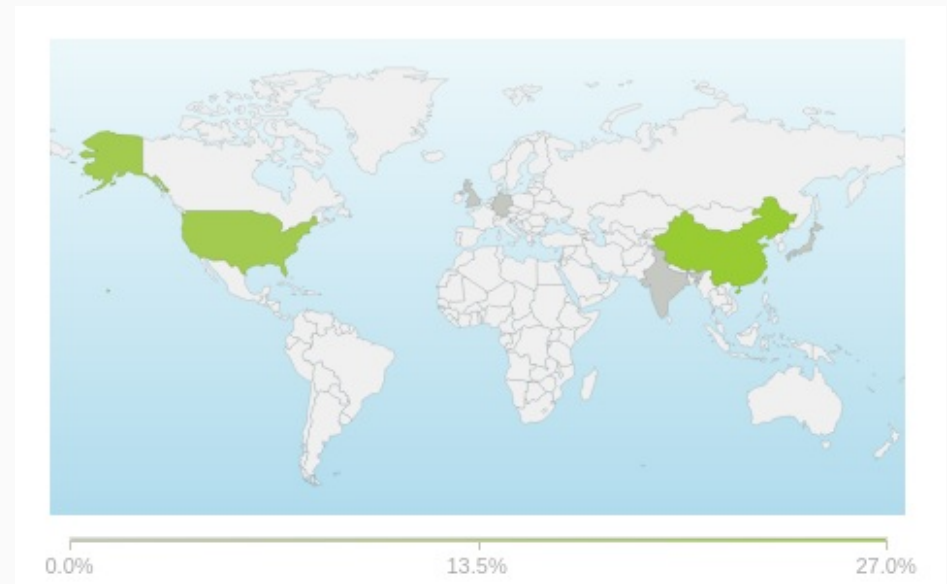
Revenue Exposure By Country

Total LTM Revenue \$79.0B

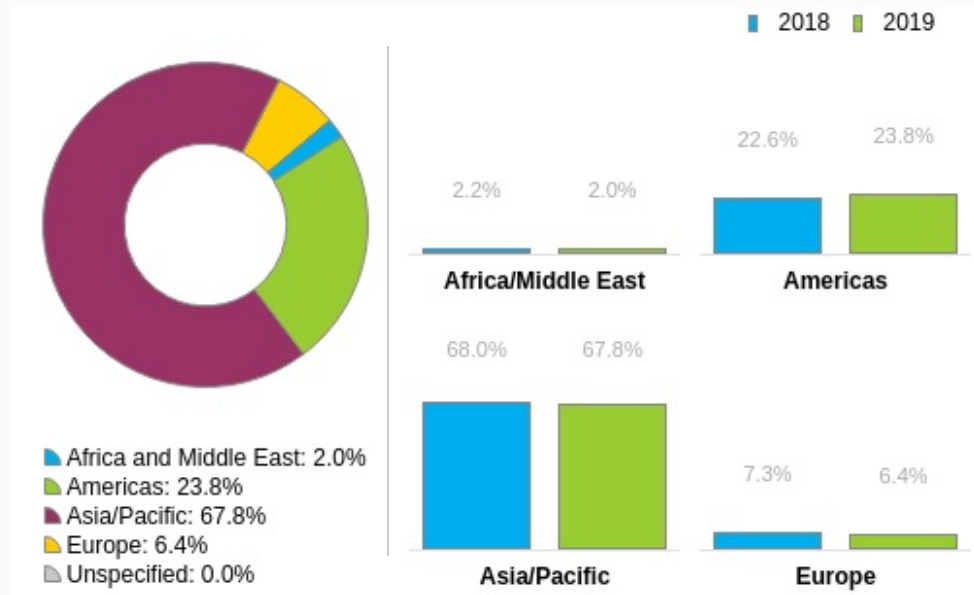
	% of Tot. Rev.	% Chg (Y/Y)	3 Yr Trend
Mainland China	27.0**	4.2	
Singapore	21.7	-0.0	
United States+*	21.7	7.5	
Taiwan	14.0	-7.0	
Japan	1.5**	-7.7	
Germany	1.2**	-13.3	
India	0.9**	-3.9	
United Kingdom	0.8**	-11.2	

\*Country of Domicile | +Country of Risk | Showing up to 8 of 106 countries | GeoRev data as of Dec '19  
 \*\*Value is estimated based on FactSet's proprietary algorithm

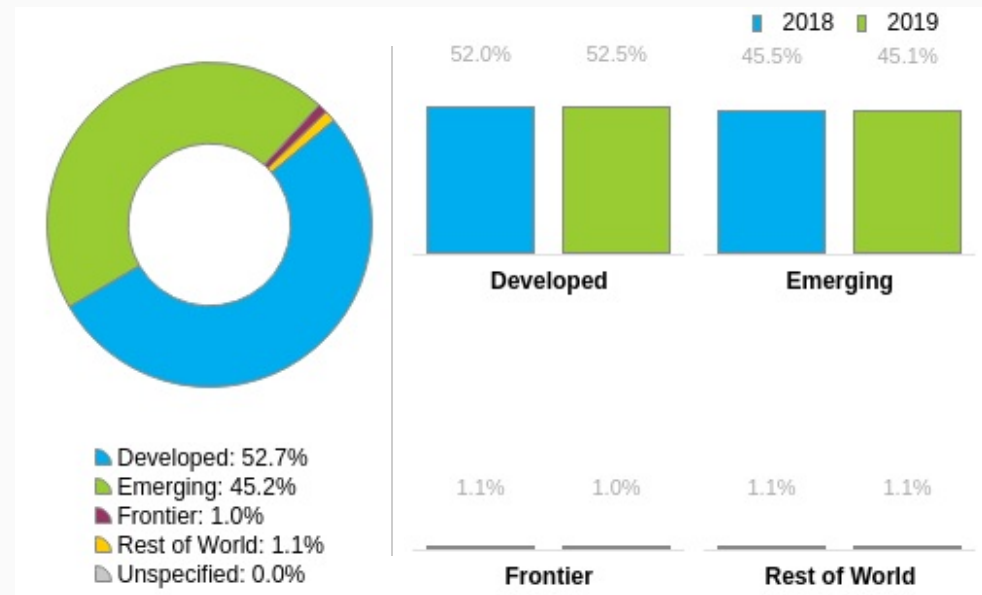
Country Map of Revenue Exposure



Revenue Exposure By Super-region



Revenue Exposure By Economy



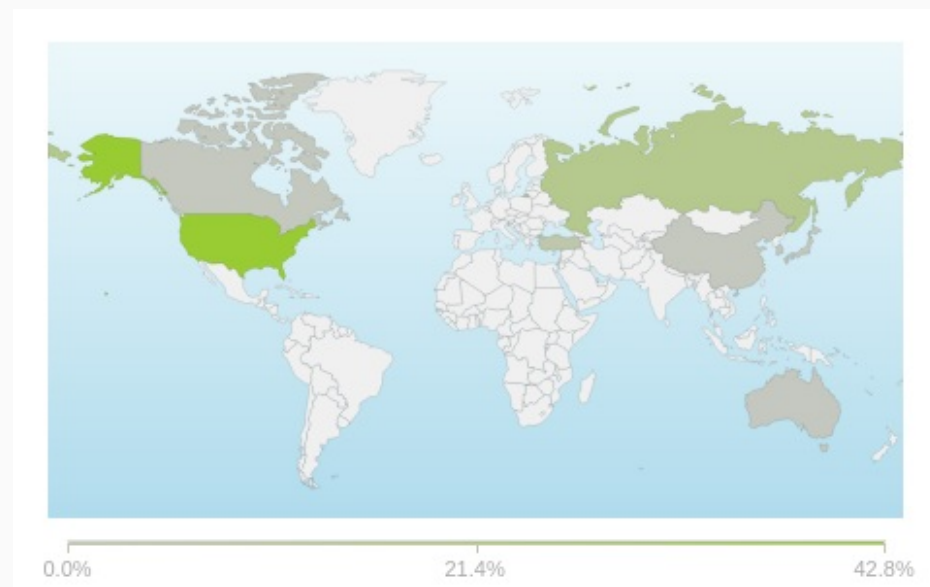
Revenue Exposure By Country

Total LTM Revenue \$75.2B

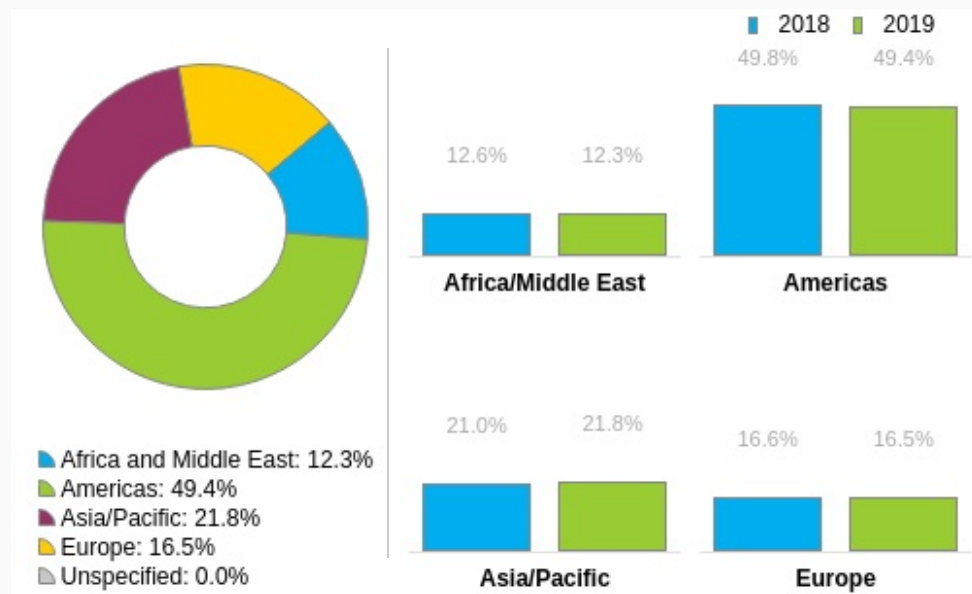
	% of Tot. Rev.	% Chg (Y/Y)	3 Yr Trend
<b>United States+*</b>	<b>42.8</b>	<b>-0.9</b>	
Russian Federation	<b>16.5**</b>	<b>-0.4</b>	
Turkey	<b>7.7**</b>	<b>-7.1</b>	
Canada	<b>2.8</b>	<b>-4.1</b>	
Mainland China	<b>2.5**</b>	<b>-6.8</b>	
Japan	<b>2.4**</b>	<b>-6.2</b>	
Republic of Korea (South Korea)	<b>2.1**</b>	<b>-5.9</b>	
Australia	<b>2.1**</b>	<b>-6.2</b>	

\*Country of Domicile | +Country of Risk | Showing up to 8 of 123 countries | GeoRev data as of Dec '19  
 \*\*Value is estimated based on FactSet's proprietary algorithm

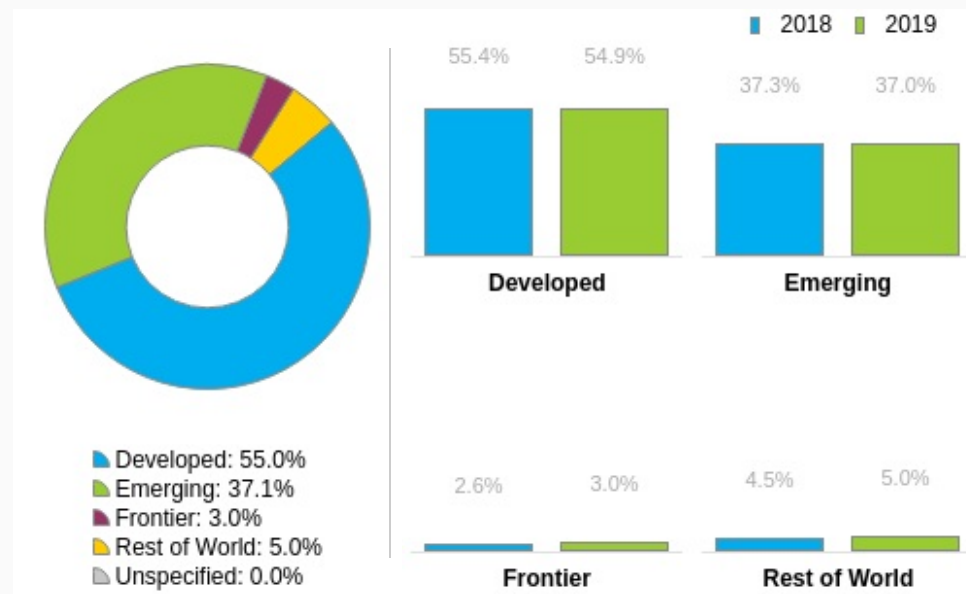
Country Map of Revenue Exposure



Revenue Exposure By Super-region



Revenue Exposure By Economy



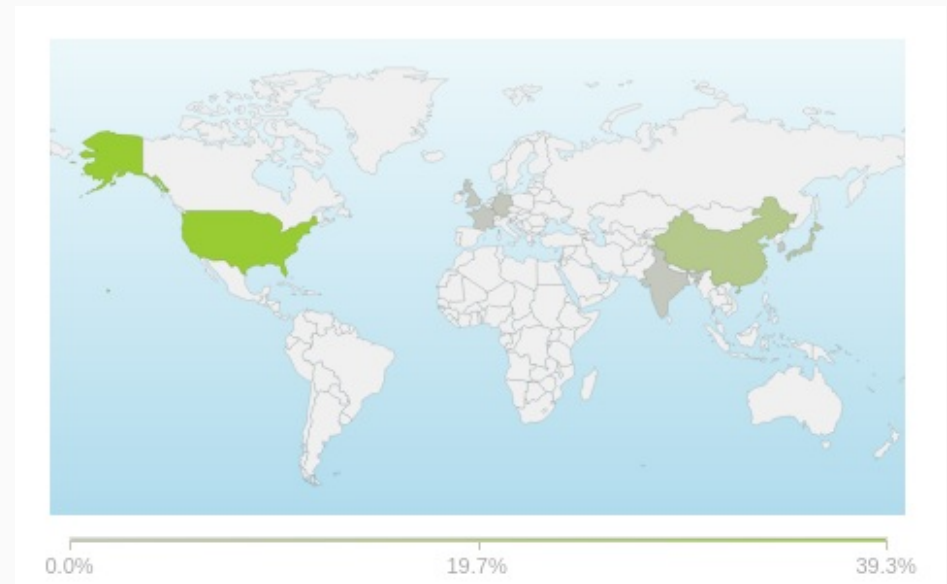
Revenue Exposure By Country

Total LTM Revenue \$273.4B

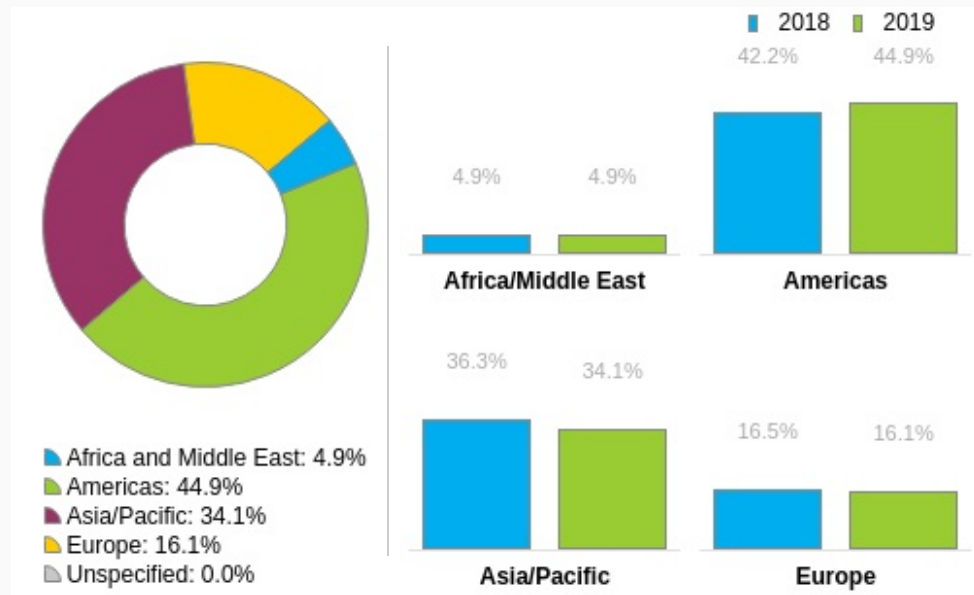
	% of Tot. Rev.	% Chg (Y/Y)	3 Yr Trend
<b>United States+*</b>	<b>39.3</b>	6.5	
<b>Mainland China</b>	<b>15.7**</b>	<b>-14.1</b>	
<b>Japan</b>	<b>8.3</b>	1.0	
<b>Germany</b>	<b>2.9**</b>	<b>-4.1</b>	
<b>India</b>	<b>2.2**</b>	6.3	
<b>United Kingdom</b>	<b>2.1**</b>	<b>-1.8</b>	
<b>France</b>	<b>2.0**</b>	<b>-3.8</b>	
<b>Republic of Korea (South Korea)</b>	<b>1.6**</b>	1.7	

\*Country of Domicile | +Country of Risk | Showing up to 8 of 137 countries | GeoRev data as of Sep '19  
 \*\*Value is estimated based on FactSet's proprietary algorithm

Country Map of Revenue Exposure



Revenue Exposure By Super-region



Revenue Exposure By Economy

